JAG Electromagnetics™

"Quality is everything."

ICHI Series

Single Stage Ferrite Circulator / Isolator

90-91 MHz

VHF
UHF

JAG-IC-90-1-XX



JAG-IC-132-1-0 Shown for illustration



JAG-IC-132-1-60 Shown with a 60W load



JAG-IC-132-1-30 Shown with a 30W load

* This is a general representation of what the actual product may look like.

JAG isolators and circulators offer superior performance in a compact rugged package. Careful temperature compensation and top quality components ensure high isolation with very low insertion loss over their full operating temperature range, and offer a high degree of RF and magnetic stability. Circulators are supplied without loads. Isolators come equipped with a variety of load terminations. JAG isolators and circulators are available factory-tuned in the 70, 150, 450 and 800-960 MHz frequency bands. Field tunable isolators are available for the 138-174 and 406-430 or 450-470 MHz bands.

Electrical Specifications

Model	JAG-IC-90-1-XX	
Frequency Range (MHz)	90-91	*Note 1
Bandwidth @ 1.3:1 VSWR or Better (MHz)	2	
Maximum Input VSWR	1.3:1	
Maximum Input Power (Watts)	125	*Note 2
Maximum Insertion Loss (dB)	0.7	
Typical Insertion Loss (dB)	0.4	
Isolation (dB)	22	*Note 3
Nominal Impedance (Ω)	50	
Output Load Size (Watts)	15 30 60 125	*Note 4 *Note 4 *Note 4 *Note 4

Mechanical Specifications

Model	JAG-IC-90-1-XX		
Height	inches (mm)	3 (76.2)	
Width	inches (mm)	3 (76.2)	
Depth	inches (mm)	1.4 (35)	
Weight	lb (kg)	2.2 (1.0)	*No load
Mounting Systems	19-inch rack mount Cavity Plate Cabinet Customized		
Termination	'N' Female		

Environmental

Model	JAG-IC-90-1-XX
Temperature Range	-40-degC to +60-degC

Notes:

1. Specify model number and exact frequency when ordering
2. Power rating for isolators and circulators is determined by load size with a maximum going up to 125W
3. Typically 25-30dB of reverse isolation may be observed
4. Replace the X in the model number as follows:

- 0 = Circulator (no loads)
- 15 = 15W load
- 30 = 30W load
- 60 = 60W load
- 125 = 125W load

Example: JAG-IC-90-1-60 (comes with a 60W load)

JAG-IC-90-1-XX Product Specification Sheet.

Specifications are subject to change without notice. As a result, all information contained in the present datasheet is subject to confirmation at time of ordering.

JAG Electromagnetics™

RF EMI Engineering Technology
26-1750 Creek Way
Burlington, Ontario
L7L 7E2 Canada

Email: info@jagelectromagnetics.com
Web: www.jagelectromagnetics.com
Tel (905)-635-7437
Fax (905)-332-8093

Copyright © JAG Electromagnetics

JAG's dedication to continuous Research & Development will result in product improvements as they evolve.